



广西农业职业技术学院

*Guangxi Agricultural Vocational College*

Annual report on technical and vocational higher education

2020

## 内容真实性责任声明

学校对 广西农业职业技术学院 质量年度报告（2020）  
及相关附件的真实性、完整性和准确性负责。

特此声明

单位名称（盖章）：广西农业职业技术学院

法定代表人（签名）：

2019年12月25日

2020

2019 105

2020

8

	.....	..	1
	.....		1
/	.....		4
	.....		6
	.....		7
	.....		8
	.....		9
	.....		18
	.....	.	24
	.....		24
	.....		24
	.....		25
	.....		25
	.....		28
	.....		30
	.....		31
	.....		32
	.....		37
	.....		42
	.....		46
	.....		50
	.....		52
	.....	.	54
	.....		54
	.....		54
	.....		57
	.....		60
	.....		71
	.....		72
1+X	.....		73
	.....	.	74
	.....		74
	.....		76

.....	78
.....	78
.....	<b>. 80</b>
.....	81
.....	84
.....	85
.....	87
.....	<b>. 90</b>
.....	90
.....	90
.....	91
.....	<b>. 93</b>
.....	94
.....	94
.....	96
.....	101
.....	102
.....	103
.....	105
.....	107
.....	<b>109</b>
.....	109
.....	109
.....	<b>110</b>
.....	<b>111</b>
.....	<b>113</b>
.....	<b>114</b>
.....	<b>115</b>
.....	<b>117</b>

		.....	.. 1
1-1		.....	4
1-2	20182019	.....	4
1-3	2019	.....	6
1-4	2019	.....	.6
1-5		.....	7
1-6		.....	8
1-7		.....	8
1-8		.....	8
1-9		.....	12
1-10		.....	12
1-11		.....	20
		.....	. 24
2-1		.....	24
2-2		.....	24
2-3		.....	24
2-4		.....	25
2-5		.....	28
2-1		.....	30
2-2		.....	31
2-6		.....	32
2-3		.....	33
2-4		.....	33
2-7		.....	33
2-8	2019	.....	38
2-9		.....	45
		.....	. 54
3-1		.....	55
3-2		.....	55
3-3		.....	58
3-4		.....	58
3-5		.....	59
3-6	2019	.....	.. 61
3-7	2019	.....	.. 62

3-8	.....	.70
3-1	.....	.70
3-2	.....	71
	.....	<b>. 74</b>
4-1	.....	74
4-2	.....	75
4-3	.....	75
4-4	.....	76
4-5	.....	77
4-6	.....	77
4-7	.....	78
4-8	.....	.79
4-9	.....	.79
	.....	<b>. 80</b>
5-1	.....	81
5-2	.....	84
5-3	.....	84
5-4	.....	84
5-5	.....	85
5-6	.....	86
5-7	.....	.86
	.....	<b>. 90</b>
6-1	.....	.90
	.....	<b>. 93</b>
7-1	.....	94
7-1	.....	.94
7-2	.....	.95
7-2	.....	95
7-3	.....	96
7-3	.....	96
7-4	.....	99
7-5	.....	99
7-6	.....	100
7-7	.....	100
7-8	.....	100



	.....	. 109
	.....	110
1	.....	110
	.....	111
2	.....	111
	.....	113
3	.....	113
	.....	114
4	.....	114
	.....	115
5	.....	115
	.....	117
6	.....	117

1942

2002 8

2002 7

2005 12

2007 7

2008 12

2011 1

2013 6

2019 12



			16595	2019	8	31
13265		292				
			176			
						2014
9			2			
1/4	2009			9		3
						3
			9			
2018	6					2018
						8
		2010				36
				4		2011
	2011		2018			2019
	13	16	33			
	24	40	79		143	
			29		46	93
168			443			

35% 2016  
 1 1 2016  
 2019 91.65% 2005 2015 11  
 2016 2019 4  
 2017 7  
 2018  
 2019  
 7 8 4  
 3 2002  
 3 62 309  
 2 2008 12 6047  
 2010 12 99  
 1 2011 1  
 3 18  
 968 9665 28 19  
 2 3 4  
 46 7 38 1  
 8 579 SCI EI 14  
 140  
 6 4 2012 11



10

9

/

2019                      52                      59                      2019

8    31                      7    63

1-1

1	
2	
3	
4	
5	
6	
7	

1-2                      20182019






23	213	1.61%
24	62	0.47%
25	30	0.23%
	13265	100%

66.176                      39.64                      41639.7  
16998.11                      58.351  
8                      3.44TB

30  
19.56                      48.37%  
1-5

	19.56
%	48.37
/	9.04
/	10224.92
/	35.1
%	23.33
/	39.88
/	5.42
	15.87
	76.95
%	15.18
	4.67





1.

2019 27960.57  
16972.39

1-6

		%
	16972.39	60.70
	10273.18	36.74
	71500	2.56
	27960.57	100.00

2.

16.8% 137%

1-7

		%
	939.21	3.8
	3415.54	13.7
	4168.43	16.8
	165.12	0.7
	250.87	1.0
	101.25	0.4
	15812.38	63.6
	24852.80	100.00

3.

1.12:1

1-8

		%			%
	16972.39	60.70		939.21	3.80

		%			%
	10273.18	36.74		3415.54	13.70
	71500	2.56		4168.43	16.80
				165.12	0.70
				250.87	1.00
				101.25	0.40
				15812.38	63.60
	27960.5			24852.08	
	1.12 1				

2016-2018

2019

5

2015-2018

2

1

8

2019

100

2019 12

2018

1.



1.1 2

1.2

2016

2019 6

2.

368

+

325

1+X

15

5

611

2015-2019

93.2%

4%

1

5

7

5

+

1

2.1

2016-2019

2017 2018

2.2

20

7

2.3

2015 2019

1 1 1

3 1 10

2016 -2019 15 4 7

2019

2017 2015

2016

2017

2017

2018

2.4

2016 2019 6 3 2016

1 15 10

5 5 10 11

1 2017 1 1-2

2.5

233 ITMC



2.6

13

1-9


2.7

1-10

1	2017.05			
2	2016.03			
3	2017.04			
4	2018.04			

5	2019.04			
6	2019.04			
7	2015.03			
8	2016.03			
9	2017.04			
10	2019.04			
11	2018.04		2	
12	2018.08	+		
13	2019.06	+		
14	2018.07			
15	2019.05			
16	2018.12			
17	2016.11		2	
18	2018.11			
19	2016.11			
20	2018.11			
21	2016.11			
22	2018.11			
23	2018.11			




---

2.8	1						
				2			
				632			
3.							
				2015	2018		
						2018	5
29				2			
					2		
							100
				2016	2019		
		3	3				
	1236					10	
	14+10						
6	1						
						2500	
							2015

2016

2018

3

2019

	1	2			
1					
		9838		542.3	500
2	11		40		100
					416
				5924	1404
			1		540
GMP					
1000					
2					
	4684		839.64	2	11
		864			36
					1000
3					
4A			10.7		1400
				9	
		87		5	249
		250			





10

7

26

10

3 60

2

3 45

2+3

2 5 92 2019

2019 56

4

1 3

00

8

4.

5.

20152018

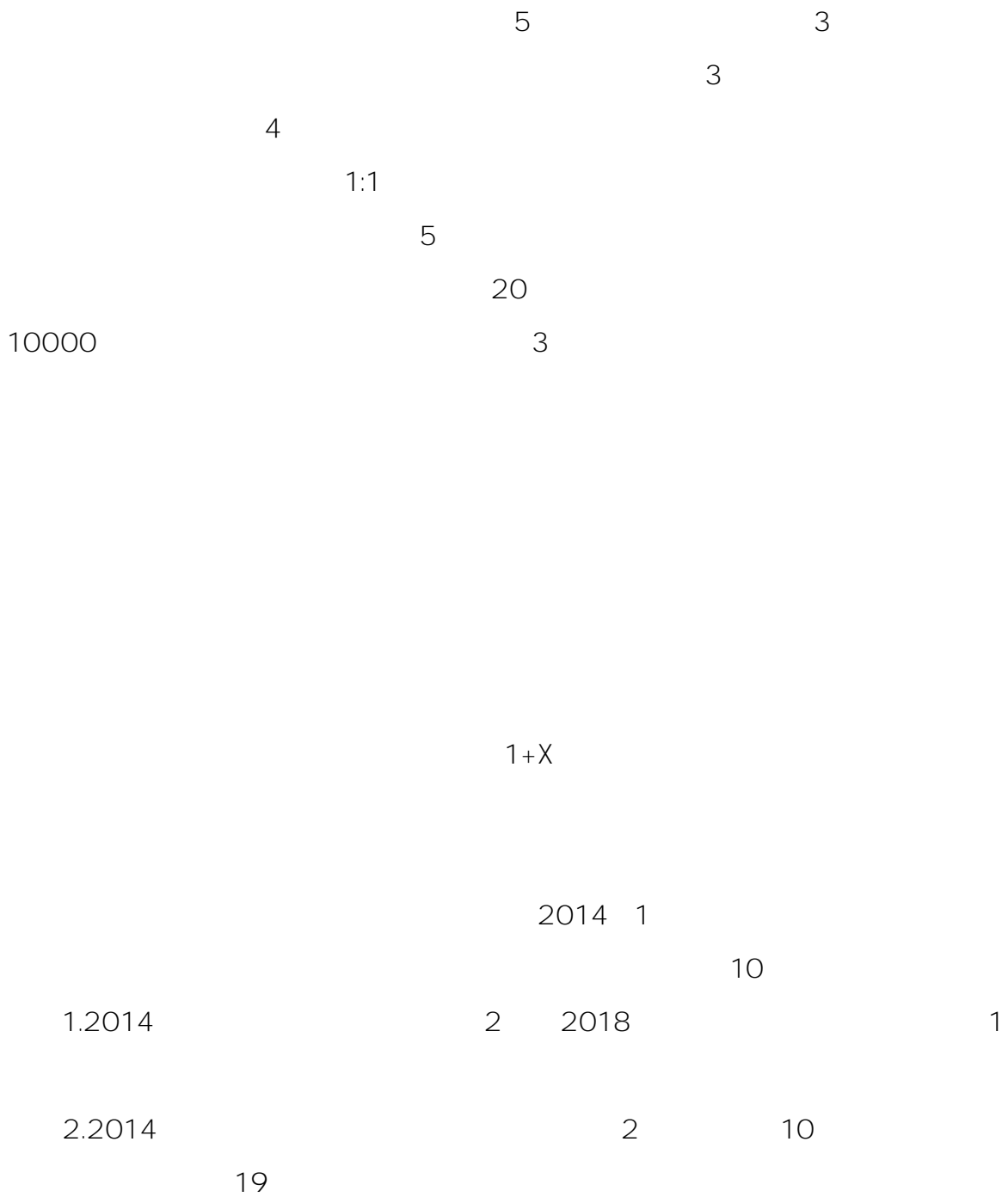
6.



2019

2015 2018

7.



3.2014			5	8
14				
4.2				
5.2016	3			
6.		5		
2015	2018			
7.		6		
			2018	
	2018			
8. 2018				
9.2014	9			
10.				
2019				
		2		
	2019	231		



	20142019			2019			231		
1				1					
2				2					
165		2					1		
		2	1	2			:3		
		:3		:34	29		:5		
		:43					:3		
		78					18		
233		2	10	11	117		1	3	2
		39	67			27	37		
	104				47				
43		1					1		
		5	8	14	16		4	4	7
	2019	4	4	7					
2		2			1			1	
			1						
4		3			1			1	
			1						

	20142019		2019 231	
	5	5	5	5
+	11	+ 6	5	1
		2		1
		1		+ 1 2018
	2			2
	3	2	3	2
		:1		1
	2	1	2	
		1		
	3	2018 8	3	2018 8
		1+X 2		1+X



	20142019		2019	
				231
	21	9	14	2
		12		12
	2	2019	2	2019
	4		2	2019
	27		14	
	1	2019	1	2019
	3		3	3
	15	15	1	2019
	1	2019	1	2019
	1	2018	1	2018
	1		1	1

	20142019		2019 231	
	1		1	
	1	2019	2	2019
	1		1	
	2	2019	2	2019
	1	+	1	+





1.

8573

7969

7246

90.9%

2-1

				%	%
	2175	1885	1758	93.26	24.26
	3098	2854	2564	89.84	35.39
	3300	3230	2924	90.53	40.35
	8573	7969	7246	90.93	100.00

64.19%

35.81%

2-2

		%
	5115	64.19
	2854	35.81
	7969	100.00

99.40%

2-3

		%
	1229	15.42
	7921	99.40
	7921	99.40

87%

2-4

%	%	%
3	87	10

1.

1.1			8573	5600	2973
	3300		130	70	
	1700		2618		50
			425	480	
1.2			7969	92.95%	
	1700	100%	2618	100%	
3230	97.9%		130	82	48
	8	22		18	36%
		167	39.3%		236
	49.2%				
1.3			7246 (		115
)	90.93%	2333		1596	
	93.88%	2363	90.25%	2924	
	2819	71	34	9052%	
	14	77.8%		148	
88.62%		201	85.17%		
1.4			185		101
	56	6	22		




---

162	89.01%	93	51	4
	14			
1.5				
	6210	2400	218	
2618	237.2%			72
56	40			
2.				
2.1				
2.1.1				
	00		00	
		40	1.9	
2.1.2				
2.2				
	2019			
			5	
			201	

2.3

9

8

2

2.4

2.4.1

2.4.2

12

2.4.3

+

2.5

2.5.1

2.5.2



3.

4

2

1.

2-5

2018 12 26	2019
2019 1 17 2019 1 20	
2019 3 9	
2019 3 27	
2019 3 31	100
2019 4	
2019 4 2	
2019 4 1	
2019 4 30	100

2019 5 4	100
2019 5 5	100 2018
2019 5 12	
2019 5 18	
2019 5 26	
2019 5 28	
2019 5 26 2019 5 28	
2019 6 5	
2019 6 5	
2019 6 25 2019 6 26	2019
2019 7 8 2019 7 11	2019
2019 7 8 2019 7 13	2019
2019 7 2019 10	
2019 9 16 2019 10 11	
2019 9 18	
2019 9 20	
2019 9 26	70
2019 10 16	70
2019 9 30 2019 10 30	
2019 10 19 2019 11 6	
2019 10 20	
2019 10 27	70
2019 10 15 2019 12 1	70
2019 11 8	
2019 11 16	
2019 11 20	2019



2019 4175

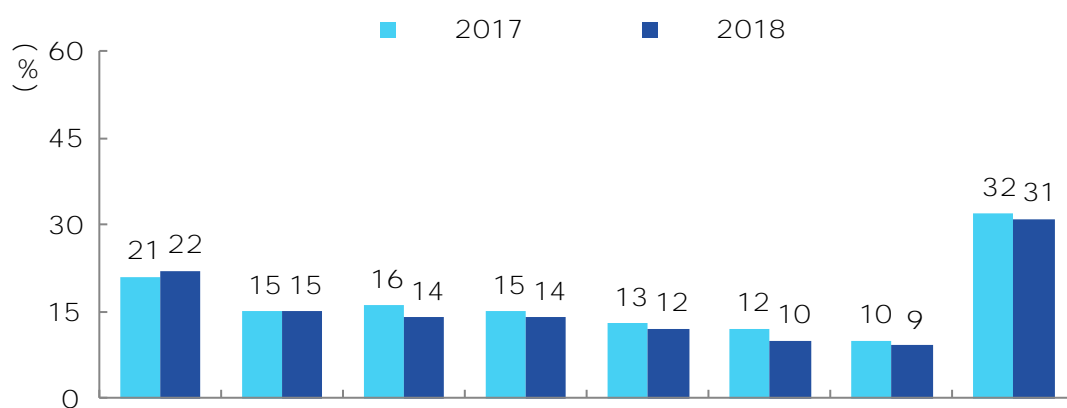
58.1% 2018 2557 54.7%

2018

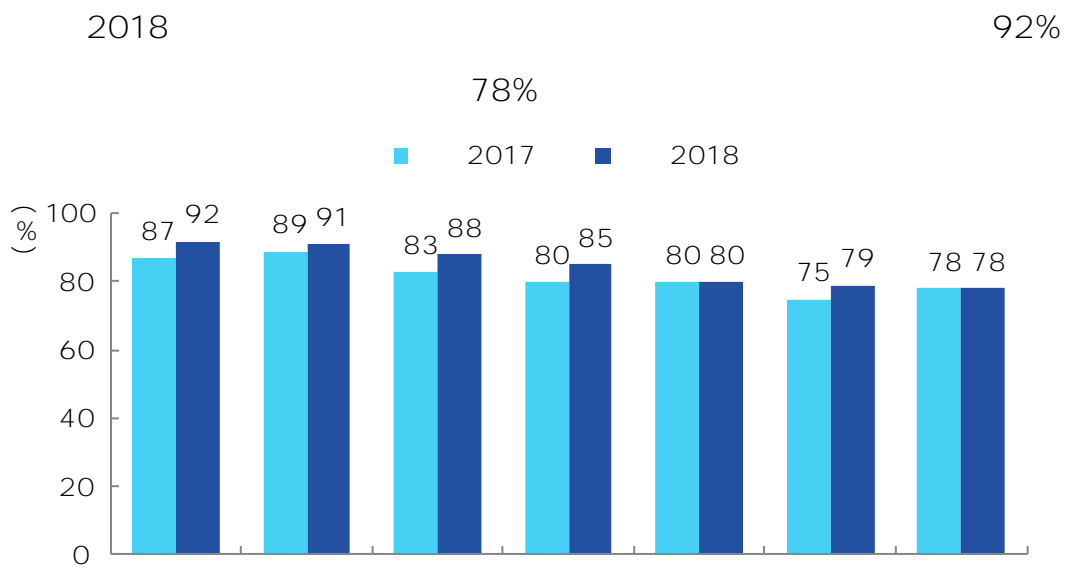
22% 2017 21% 9%

2017 10% 31%

2017 32%



2-1



2-2

-

1.

242

242

98.76%

2.

93.39%





95.04%

88.5%

3.

86.36%

95%

96.6%

4.

2-6

		%		%	
	1490.642	82.24	4361	92.26	3418
	321.9109	17.76	4658	98.54	691.093
	1812.5529	100	4727		

1.

2018

58%

84%

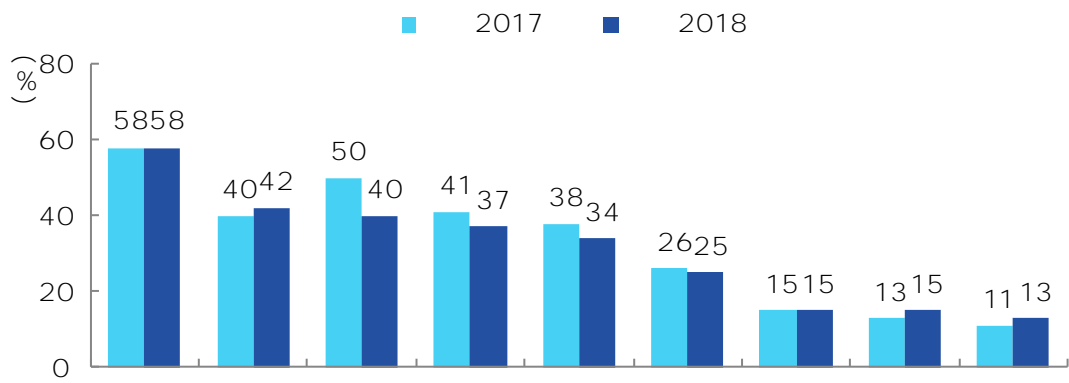
15%

90%

2017

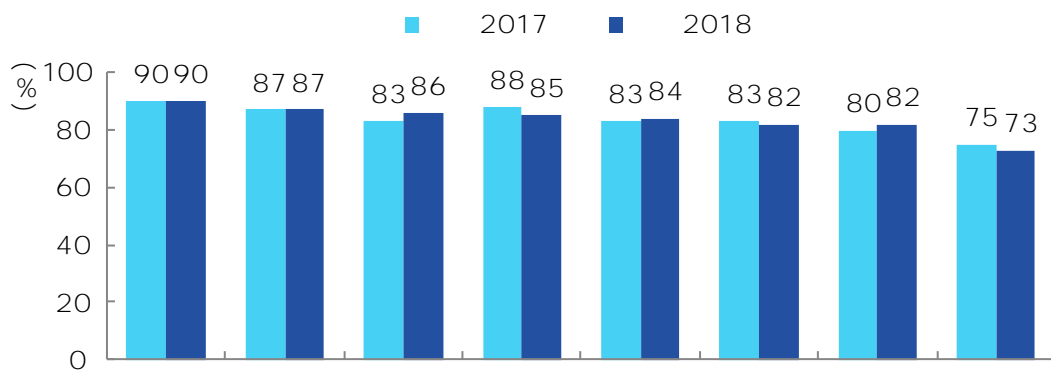
11%

13%



2-3

2.



2-4

3.

2-7

32		430
60		430



		103
		439
		439
SYB		13
24		2017 610
24		2017 610
27		2018 781
27		2018 781
32		2019 837
32		2019 837
48		2017 206
48		1266
48		891
32		891
SYB	32	891

4.

1

2

3

48 2

4

5

+

4 9

PPT

6

SYB

7



2

33

700

2019

22

8

2019

9

10

00

11

2012 6

2016

83

2019

66

12

51

12 )

20

2019

16

267

72

164

31



1	2019102					
2	2019102					
3	2019102					
4	2019102					
5	2019102					
6	2019102					
7	2019052					
8	2019052					
9	2019052					
10	2019052	2019				
11	2019052	2020				
12	2019050					( )
13	2019102	49 UIBC				

14	2019050	2019				
15	2019050	2020				
16	2019050	2021				
17	2019050	2022				
18	2019050	2023				
19	2019050	2024				
20	2019050	2025				
21	2019056	2026				
22	2019050	2027				
23	2019050	2028				
24	2019110					
25	2019110					





26	20191109					
27	20191109					
28	20191109					
29	20191109					
30	20191113					
31	2019120					
32	20181216					
33	20191120					
34	20191120	2019				
35	2019041					
36	2019					
37	2019					

38	2019					
39	2019					
40	2019					
41	2019					
42	2019					
43	2019					
44	2019					
45	2019	2019				
46	2019072	2019			800	
47	2019072	2019			400	
48	2019072	20182019				
49	2019072	20182019				



50	2019041	21				
51	2019					
52	201812	2018				
53	201812	2018 2019				
54	201812					
55	201812	CUBA				
56	201812	2018 2019				
57	201810	2018 SGS				
58	201905	2019				

1.

2.

2019

34

3.

4 3 1 2019

2018

2019

4.

2019 90

2018 2



1

2

3

70

4

+



































































































































































